

# Instructions for Use

## *BCL2/JH t(14;18)* Translocation Master Mixes

For Identification of *BCL2/JH t(14;18)* Translocations

For RESEARCH USE ONLY. Not for use in diagnostic procedures.
















Master mixes are components of complete assay/s. In general, the protocols used for all master mixes are identical, but some assays require different DNA polymerase volumes, methods of detection, and/or PCR program protocols. Therefore, it is important to refer to the specific assay product insert for the operating procedures. Product inserts are available on the web at [www.invivoscribe.com](http://www.invivoscribe.com). The product insert of interest will be found on the specific webpage of the respective assay.

Invivoscribe Technologies, Inc.  
10222 Barnes Canyon Road, Bldg.1  
San Diego, CA 92121-2711 USA  
[invivoscribe.com](http://invivoscribe.com) | [support@invivoscribe.com](mailto:support@invivoscribe.com)  
Tel 858.224.6600 | Fax 858.224.6601

Manufactured in U.S.A.



 Storage Conditions: -65 °C to -85 °C

| Catalog#   | Products   | Quantity     |
|--|--|--------------|
|  2-309-0010 | <i>BCL2/JH t(14;18)</i> (Mbr) Mix 1b for Gel Detection                         | 30 Reactions |
|  2-309-0030 | <i>BCL2/JH t(14;18)</i> (Mbr) Mix 1a for Gel Detection                         | 30 Reactions |
|  2-309-0020 | <i>BCL2/JH t(14;18)</i> (mcr) Mix 2b for Gel Detection                         | 30 Reactions |
|  2-309-0040 | <i>BCL2/JH t(14;18)</i> (mcr) Mix 2a for Gel Detection                         | 30 Reactions |
|  2-096-0010 | Amplification Control for Gel Detection  | 30 Reactions |
|  2-096-0020 | Specimen Control Size Ladder for Gel Detection                                 | 30 Reactions |
|  2-309-0011 | <i>BCL2/JH t(14;18)</i> (Mbr) Mix 1b – NED for ABI Fluorescence Detection      | 30 Reactions |
|  2-309-0021 | <i>BCL2/JH t(14;18)</i> (mcr) Mix 2b – HEX for ABI Fluorescence Detection      | 30 Reactions |
|  2-309-0081 | <i>BCL2/JH t(14;18)</i> (mcr) Mix 1b – 6FAM for ABI Fluorescence Detection     | 30 Reactions |
|  2-096-0011 | Amplification Control – 6FAM for ABI Fluorescence Detection                    | 30 Reactions |
|  2-096-0021 | Specimen Control Size Ladder – 6FAM for ABI Fluorescence Detection             | 30 Reactions |
|  2-309-0012 | <i>BCL2/JH t(14;18)</i> (Mbr) Mix 1b – D2 for Beckman Coulter CE / NAT Systems | 30 Reactions |
|  2-309-0022 | <i>BCL2/JH t(14;18)</i> (mcr) Mix 2b – D3 for Beckman Coulter CE / NAT Systems | 30 Reactions |
|  2-096-0012 | Amplification Control – D4 for Beckman Coulter CE / NAT Systems                | 30 Reactions |
|  2-096-0022 | Specimen Control Size Ladder – D4 for Beckman Coulter CE / NAT Systems         | 30 Reactions |